



Calumet County Weekly COVID Summary for Schools

COVID CASE SUMMARY*

(For cases diagnosed 12/28/2021 – 1/3/2022)

- **296** cases investigated in the past 7-days. ↑
- **52** cases were ages 0-18. ↑
 - **10** cases were ages 0-4
 - **19** cases were ages 5-11
 - **23** cases were ages 12-18
- Weekly % PCR Test Positivity is **52.0 %** ↑
- COVID-19 disease transmission is **VERY HIGH** in Calumet County based on a burden rate of **932.5** ↓ per 100,000 people & trajectory of case counts.

VACCINE DISTRIBUTION SUMMARY**

- Calumet County has a **LOW** vaccination rate with **52.4 %** (26,307) of residents having completed the COVID-19 vaccine series.
- **11.7 %** (521) residents ages 5-11 have completed the vaccine series.
- **42.2 %** (1,869) residents ages 12-17 have completed the vaccine series.

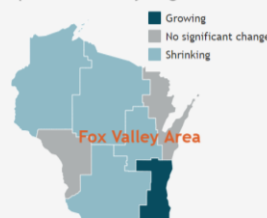
MUNICIPAL CASE ACTIVITY SUMMARY*

- **28 %** of cases live in **Appleton · Kimberly** ↑
- **17 %** of cases live in **Chilton** ↓
- **13 %** of cases live in **Brillion** [N/C]
- **11 %** of cases live in **New Holstein · Malone** ↑
- **10 %** of cases live in **Hilbert** ↓
- **9 %** of cases live in **Menasha** ↑
- **8 %** of cases live in **Sherwood** ↓
- **1 %** of cases live in **Kiel · Elkhart Lake** ↓
- **1 %** of cases live in **Kaukauna · Holland** ↓
- **1 %** of cases live in **Potter** ↑
- **0.5 %** of cases live in **Stockbridge** [N/C]
- **0.5 %** of cases live in **Forest Junction** ↓

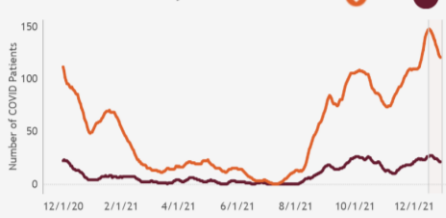
REGIONAL HOSPITALIZATION SUMMARY***

Between 12/15/2021 – 12/28/2021, the trajectory in the Fox Valley Area region that includes Calumet County, shows that COVID patient hospitalizations decreased by 12%. The percentage of hospital beds in use is 97%. The percentage of ICU beds in use is 99.4%. The percentage of ventilators in use decreased by 4.6%.


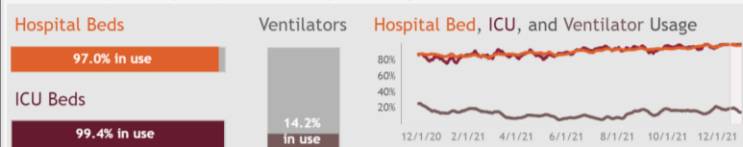
Trajectory of COVID Patient Hospitalizations by Region



COVID Patients Hospitalized and in the ICU in Fox Valley



Overall Hospital Capacity in Fox Valley Area region





Calumet County Weekly COVID Summary for Schools

COVID-19 COMMUNITY TRANSMISSION & VACCINATION RATE SUMMARY

- Calumet County has a **VERY HIGH** level of COVID-19 disease transmission as of **1/3/2022**
- Calumet County has a **LOW** vaccination rate as of **1/3/2022**

In accordance with the Center for Disease Control and Prevention (CDC) guidance, Wisconsin Department of Health Services (DHS) recommends schools require universal masking for all teachers, staff, students, and visitors, regardless of vaccination status, and especially in areas where community transmission rates are high and vaccination rates are low. The Wisconsin Department of Public Instruction (DPI) continues to work in consultation with the DHS to develop guidance for school district boards of education, school administrators, and school healthcare professionals that reflects what is currently known about the SARs-CoV2 virus, its variants, and best public health practices as recommended by the CDC and DHS. The purpose remains to provide guidance for keeping school staff and students safe in schools while providing in-person instruction. It is recommended that children and staff return to full-time in-person learning in the fall with layered prevention strategies in place.

SUMMARY DEFINITIONS

Summaries are comprised of preliminary data and are subject to change as disease investigations take place and information is obtained from case investigations. Data on this report may differ from WI-DHS website data and locally posted data due to different update frequencies. Arrows indicate if the number of cases & municipal percentages increased or decreased compared to the previous weekly report. [N/C] = no change.

COVID CASE & MUNICIPAL CASE ACTIVITY SUMMARY*

*COVID-19 Case & Municipal Case Activity Summaries do not include data from portions of City of Menasha or City of Appleton within Calumet County. Those cities have their own public health jurisdictions & health departments.

VACCINE DISTRIBUTION SUMMARY**

**Vaccine Distribution Summary includes data from the portions of City of Menasha and City of Appleton that are within Calumet County. Total population of Calumet County: 50,089

REGIONAL HOSPITALIZATION SUMMARY***

***COVID-19 hospitalization & capacity metrics describe patients currently hospitalized in an inpatient bed who have laboratory-confirmed COVID-19 & the capacity of hospitals to admit more patients. Hospital beds in use includes the percentage of patients currently hospitalized in an inpatient bed who have laboratory-confirmed COVID-19, in the past two weeks. This count includes patients within and outside of ICU and excludes any patients in observation status. Hospital capacity data are from the Emergency Management Resource (EMResource) system, as reported on a daily basis by participating hospitals. These metrics are reported by Health care Emergency Readiness Coalition (HERC) region, as not all counties have hospitals.

